

hamble.co.uk

JOINING INFORMATION

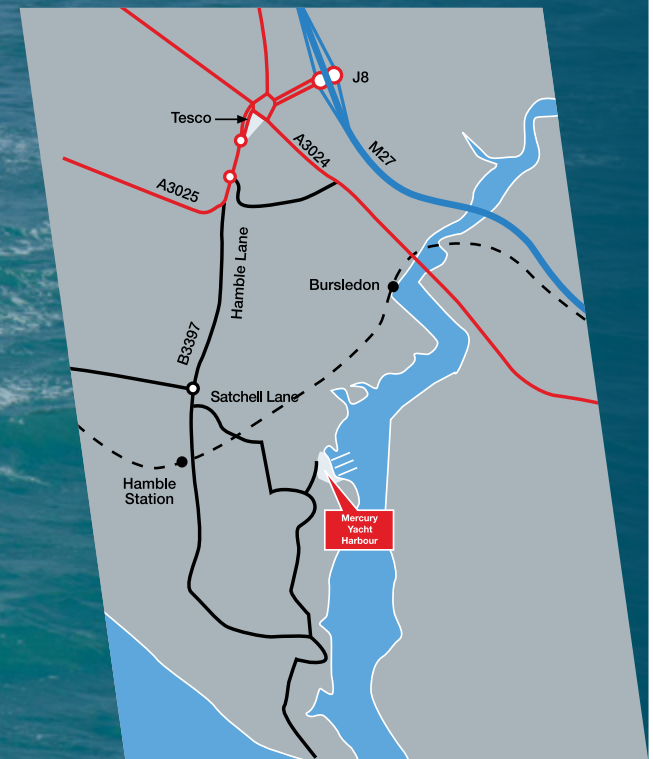
COURSE PACK



WELCOME ABOARD...

WELCOME TO HAMBLE SCHOOL OF YACHTING.

This information pack along with the FAQ section on our website should help provide most of the basic joining information you require however please do not hesitate to contact us with any further questions you may have.



HOW TO FIND US:

BY CAR: Leave the M27 at junction 8 signposted Hamble/Southampton East. This will take you to a roundabout – from the East take the first exit, from the West take the third exit. At the next roundabout take the second exit. There will be a Tesco store on your left. Go straight across the next two mini roundabouts and the traffic lights. Follow this road for approximately $\frac{3}{4}$ mile. Go straight across the next roundabout and then immediately left into Satchell Lane where there will be a large school on your right. Follow this road over the bridge and eventually you will see the sign for Mercury Yacht Harbour on your left where there is a free carpark. For those of you with Sat Nav, our postcode is SO31 4HQ.

BY TRAIN: As you will see on the map, there is a train station in Hamble; however it is approximately a $\frac{1}{2}$ hour walk to Mercury Yacht Harbour. Please note there is not a taxi rank at Hamble station and local taxi companies are reluctant to run the short trip from the station to Mercury Yacht Harbour. From London travel to Southampton Airport station. There is a taxi rank at this station. It is approximately a 15 minute taxi ride to the marina.

TAXI NUMBERS:

City Cars: 070 0444 4444

Viking Cars: 023 8040 6633

WHAT3WORDS:

If you use what3words our locations are:

Building 1 - loyal.geese.rummage

Building 2 - outcast.post.empire

COURSE TIMINGS

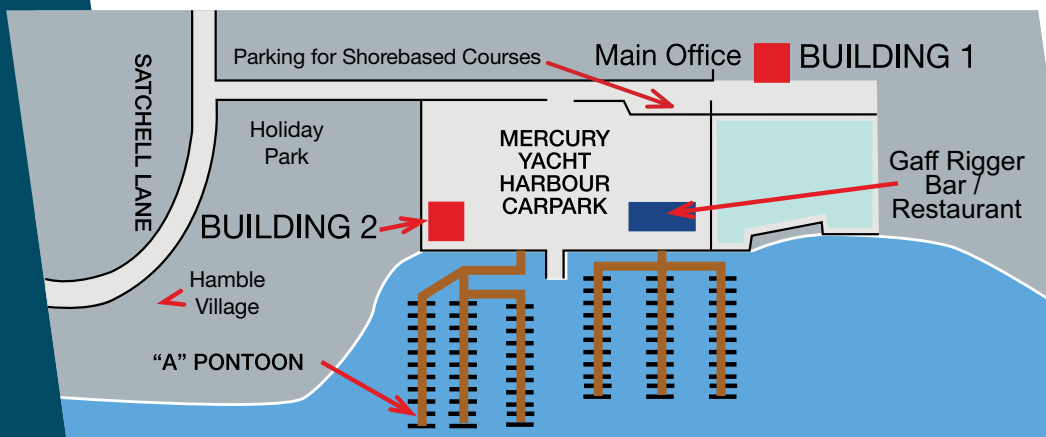
PRACTICAL SAILING COURSES

Please view your booking confirmation email to check start times, however weekend courses start at 1830 on Fridays and 5 or 7 day courses or sails run from 0900 on the first morning and finish approximately 1600 on the last day. The Sail Handling course starts on the first morning at 0900 until 1600 on the last day. Single day courses run from 0900 - 1700.

Please report to BUILDING 2 (see map on the previous page). Please note that we do not provide any food on night or morning of joining. It will be possible to eat ashore on the first evening, however on weekend courses, we may set sail that night and therefore not eat until 2200. It is advisable to have a snack before you arrive. Fees include all food onboard (except evening or morning of joining) and loan of wet weather gear. Mooring fees are not included in the course fee, giving you and your fellow crew members the flexibility to decide whether to stay in a marina, on a mooring buoy or at anchor.

We anticipate that you will need to budget approximately £40 for a seven day course, £30 for a five or three day course and £15 for a normal weekend course.

Please note that we have 2 separate buildings in Mercury Yacht Harbour. Please make careful note of which building you should go to for your course as detailed on your joining letter.





POWER BOAT COURSES

0900 start to approximately
1700 each day. Please report to
BUILDING 2 (see map on the
previous page).

Fees include loan of wet weather gear.



SHOREBASED THEORY COURSES

0900* start to approximately 1700 each day.
Please report to **BUILDING 1** or **2** depending
on what your booking confirmation states
(see map on the previous page).

Most shorebased courses except Sea Survival are in BUILDING 1.

**Please check your confirmation to confirm the start time as some
courses may start earlier.*

WHAT TO EXPECT FROM A

SHOREBASED COURSE

THESE ARE HELD IN OUR CLASSROOMS AND MOST DAYS RUN FROM 0900 TO APPROXIMATELY 1700, HOWEVER PLEASE CHECK YOUR CONFIRMATION EMAIL TO CONFIRM TIMINGS.

Those completing Day Skipper and Coastal/Yachtmaster shorebased courses will also have a small amount of homework each evening. Overnight accommodation is not provided so if you would like a list of local accommodation please call us or see the website for details.

Tea, coffee and biscuits are provided but lunch is not. There are plenty of local cafes and restaurants including a local shop in the village. Alternatively you are welcome to bring your own lunch.

All necessary books and equipment are provided but please feel free to bring a notepad and pen. We have a comprehensive range of supplementary books available both at the school and online.



WHAT TO EXPECT FROM A

PRACTICAL COURSE AFLOAT

SAILING IS AN EXCITING AND CHALLENGING PASTIME AND THE PRIME AIM OF ANY COURSE AT WHATEVER LEVEL IS TO INCREASE YOUR ENJOYMENT AND UNDERSTANDING OF THE SPORT.

For the complete novice your patient and understanding instructor will spend time to familiarise you with the strange surroundings of a cruising yacht and ensure you feel comfortable before setting sail.

For the more experienced your skipper will be interested to know what you personally expect from the course and to learn if there are any aspects of sailing that you want to give extra attention to.

The first evening or morning of a sailing course will normally be spent stowing away personal kit and of course all the food for the course followed by a chat about the format for the course, likely ports of call and answering any general questions.



On weekend courses in the summer we endeavour to set sail on the first evening, weather and crew arrival times permitting, so we may not eat until quite late. It is well worth having a mid afternoon snack before coming down.

Each night will likely be spent in a different harbour and in most cases there will be the opportunity to go ashore to sample the local amenities as well as use marina facilities such as showers. If the weather is nice however we often like to really get into the cruising spirit and anchor in a beautiful bay somewhere. The instructor will of course give advance warning of this in case you need anything from the shops etc.

Living on a cruising yacht is a very different environment from being at home and this is certainly one of the attractions however it can be a surprise to the less experienced! You will need to appreciate that space is certainly more limited and we need to be very careful about the amount of water and electricity we use. Most yachts can hook up to shore power when berthed but otherwise don't expect to be able to plug in lots of appliances like you do at home! Learning to live aboard is all part of the course and for those that have camped or caravanned it shouldn't really throw up many surprises.

Life at sea relies upon everyone working as a team and an efficient yacht means everyone has to be involved with the domestic chores, cooking, cleaning and even making the tea. These duties are shared on a rota basis. At the end of the course you will be included in "putting the boat to bed" which involves a final scrub down and clean. This is all part of learning to live at sea.

There is an excellent example itinerary of a typical course which What to expect from a practical course afloat can be accessed from the relevant course page of our website.

Be assured of the best instruction at all times. Like thousands before you we are confident you will enjoy your course with us.

CLOTHING

Most practical courses involve some night sailing so even in summer bring some warm clothing i.e. thin thermal layers, long johns, fleece, woolly hat etc. In the summer don't forget sun block, hats, shorts and so on. Clothes that are quick drying are preferable to jeans. We do not provide footwear so recommend deck shoes or trainers with good grip and non marking soles. In addition if it's likely to be a wet week then you may want to consider sailing boots which can be purchased at one of the marinas you will be visiting. You will also need to bring a wash kit and towel. All clothing should be packed in a soft holdall. You may find it useful if you have your own torch, penknife and notepad. Come prepared for all the British climate has to offer!

WET WEATHER GEAR AND SLEEPING BAGS

Good quality wet weather gear is important and if you don't have your own you can use ours free of charge. We do not provide sleeping bags so please bring your own.

FOOD AND DRINK

On sailing courses the fees include all food and drink for the course except the evening or morning of joining. Please note that within the confines of a yacht at sea we can only realistically cater for allergies/intolerances and vegetarians/vegans etc. We are unable to cater for a particular food fad.

Cooking and the preparation of food onboard is an essential part of seamanship and everyone is expected to do their share. Don't panic if you're not a budding masterchef as the main meal is a frozen home cooked dish that just needs re heating and side dishes are normally vegetables or rice.

For obvious safety reasons there is a strict no alcohol rule whilst at sea however once moored up at the end of the day please feel free to relax and enjoy a drink or two. Feel free to bring along your own tippie!

SAFETY

Your personal safety is paramount. You will receive a full safety brief before sailing so please always follow the skipper's requests. The environment you are entering is very different from that ashore so it's important that safe thinking and practices are adopted by all. We all need to look after ourselves and each other. All required safety equipment is provided onboard.

CANCELLATION & TRAVEL INSURANCE

As per the Terms and Conditions we are unable to refund or change dates of a course once within 28 days of the start date unless we can sell the space. Whilst the school carries full public liability insurance for its activities you should satisfy yourself that you are covered for personal injury and cancellation.

YACHTMASTER EXAM CANDIDATES

Although we cannot turn you in to a Yachtmaster Coastal or Offshore in five days, the preparation course will ensure you are aware of the scenarios the examiner will present you with and try and prepare you fully. Emphasis will be on working on your weaker areas during the week. The examiner will join the boat on the Friday evening and the exams will continue through until late Saturday or a maximum of Sunday afternoon. Please remember to bring your log book, passport photo, First Aid certificate and radio licence. You pay the exam fee direct to the examiner by cheque or credit card.

AND FINALLY...

We all wish you a fantastic time whilst at the school. Please do not hesitate to contact us with any questions you may have.





For further information please contact

Tel: +44 (0) 2380 452668

E mail: tuition@hamble.co.uk

hamble.co.uk



Facebook//[hambleschoolofyachting](https://www.facebook.com/hambleschoolofyachting) 
Twitter/[hsysailing](https://twitter.com/hsysailing) 
[instagram.com/hamble_school_of_yachting](https://www.instagram.com/hamble_school_of_yachting) 
YouTube/[HambleSY](https://www.youtube.com/HambleSY) 
[linkedin.com/company/hamble-school-of-yachting](https://www.linkedin.com/company/hamble-school-of-yachting) 